

2SA1534, 2SA1534A

Silicon PNP epitaxial planer type

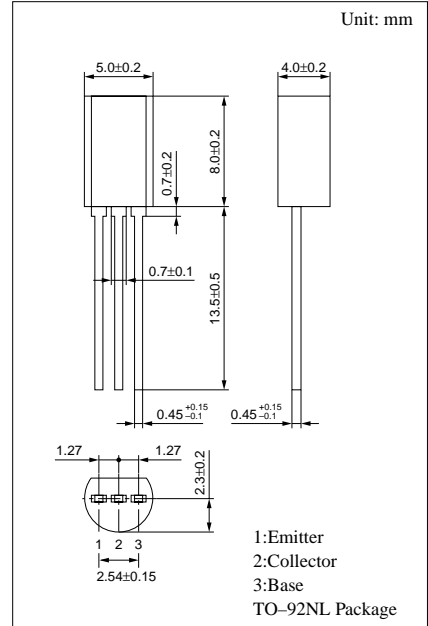
For low-frequency power amplification and driver amplification
Complementary to 2SC3940 and 2SC3940A

■ Features

- Complementary pair with 2SC3940 and 2SC3940A.
- Allowing supply with the radial taping and automatic insertion possible.

■ Absolute Maximum Ratings (Ta=25°C)

Parameter	Symbol	Ratings	Unit
Collector to base voltage	2SA1534	-30	V
	2SA1534A	-60	
Collector to emitter voltage	2SA1534	-25	V
	2SA1534A	-50	
Emitter to base voltage	V _{EBO}	-5	V
Peak collector current	I _{CP}	-1.5	A
Collector current	I _C	-1	A
Collector power dissipation	P _C	1	W
Junction temperature	T _j	150	°C
Storage temperature	T _{stg}	-55 ~ +150	°C

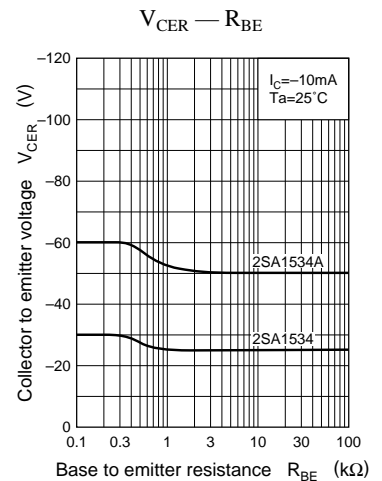
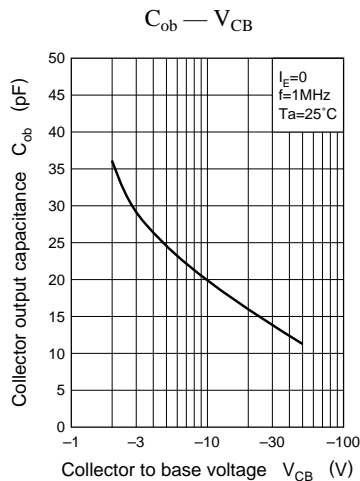
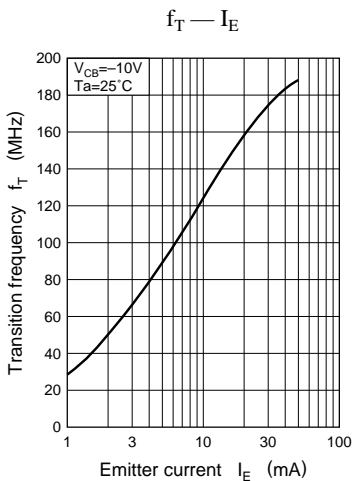
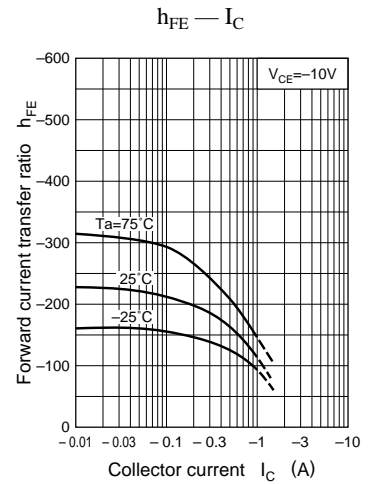
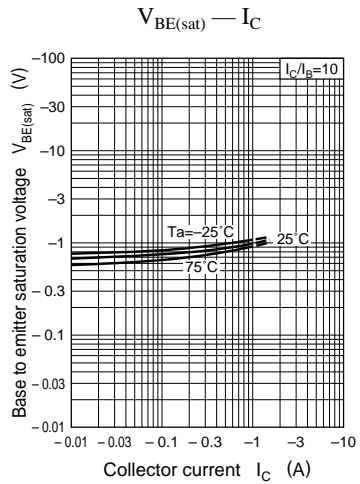
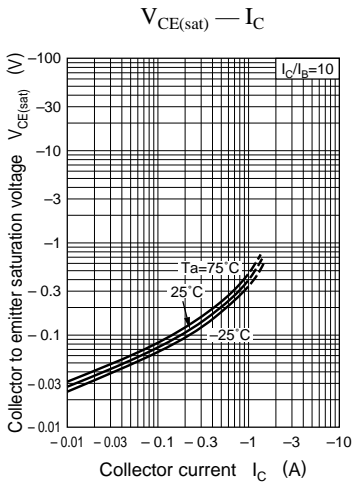
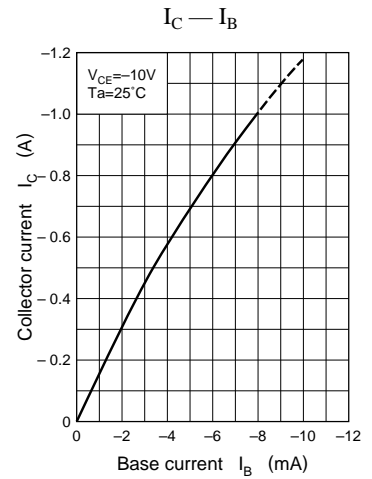
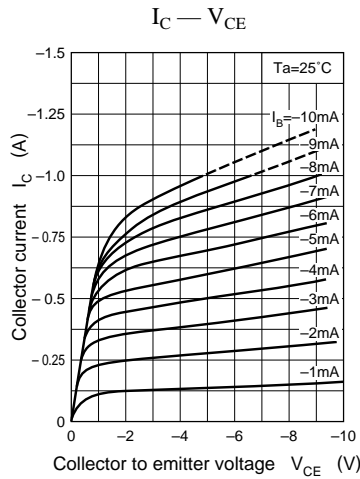
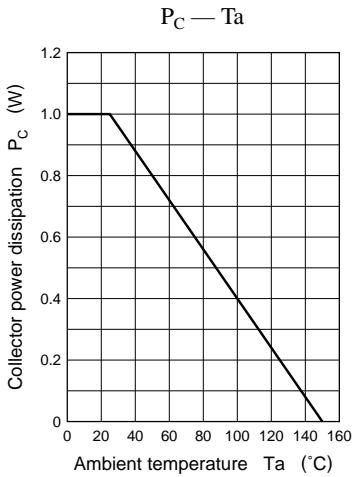


■ Electrical Characteristics (Ta=25°C)

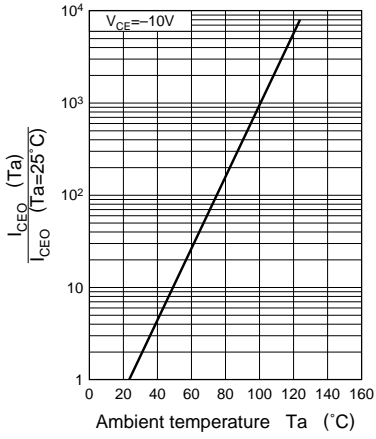
Parameter	Symbol	Conditions	min	typ	max	Unit
Collector cutoff current	I _{CBO}	V _{CB} = -20V, I _E = 0			-0.1	μA
Collector to base voltage	V _{CBO}	I _C = -10μA, I _E = 0	-30			V
			-60			
Collector to emitter voltage	V _{CEO}	I _C = -2mA, I _B = 0	-25			V
			-50			
Emitter to base voltage	V _{EBO}	I _E = -10μA, I _C = 0	-5			V
Forward current transfer ratio	h _{FE1} *	V _{CE} = -10V, I _C = -500mA	85		340	
	h _{FE2}	V _{CE} = -5V, I _C = -1A	50			
Collector to emitter saturation voltage	V _{CE(sat)}	I _C = -500mA, I _B = -50mA		-0.2	-0.4	V
Base to emitter saturation voltage	V _{BE(sat)}	I _C = -500mA, I _B = -50mA		-0.85	-1.2	V
Transition frequency	f _T	V _{CB} = -10V, I _E = 50mA, f = 200MHz		200		MHz
Collector output capacitance	C _{ob}	V _{CB} = -10V, I _E = 0, f = 1MHz		20	30	pF

*h_{FE1} Rank classification

Rank	Q	R	S
h _{FE1}	85 ~ 170	120 ~ 240	170 ~ 340



$I_{CEO} - T_a$



Area of safe operation (ASO)

